



INDALSU

domo

80

PERIMETRAL
sistema corredera

domo

80

PERIMETRAL
sistema corredera



CARACTERÍSTICAS

Corredera con posibilidad de corte perimetral o corte a testa.

Perfiles en extrusión de aleación 6063.

Espesor general 1.4 mm.

Acrilamiento con juntas de E.P.D.M.

Elección entre junta-felpa o junta termoplástica.

Escuadras de montaje en aluminio inyectado con pulsante.

Escuadras de alineación en acero inox.

Anchura de marco 80 mm.

Anchura de hoja 27.7 mm.

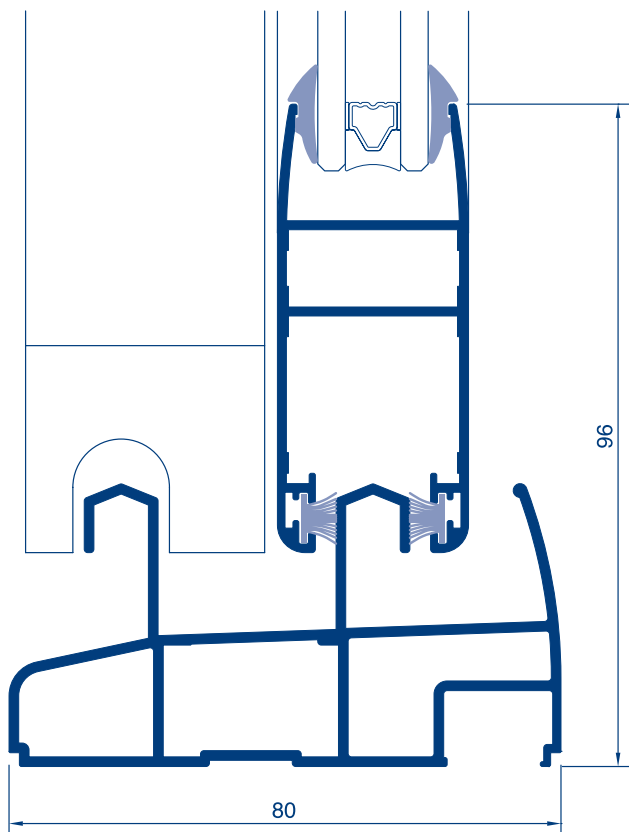
Posibilidad de hojas de corte perimetral y hojas de corte a testa.

Aplicación de diferentes tipos de cierres; empotrado con o sin llave. Cierre de tres puntos.

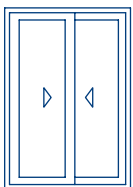


EN 14351-1
LGAI Technological Center, S.A
[APPLUS] Organismo Notificado N°0370

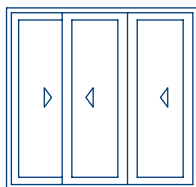
Sistema DOMO 80. Consultar especificaciones de cálculo.



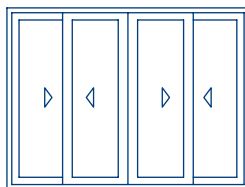
Resistencia a la carga de viento	Clase C3
Permeabilidad al aire	Clase 3
Estanqueidad al agua	8A
Sustancias peligrosas	NPD
Capacidad de soporte de carga de los dispositivos de seguridad	
Prestaciones acústicas	29dB
Transmitancia térmica (Uw)	desde 4,0 W/m ² K



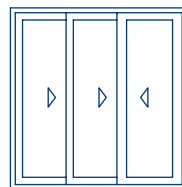
Corredera 2 hojas



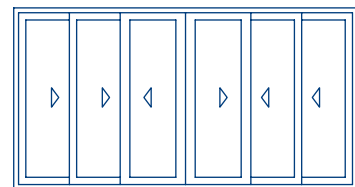
Corredera 3 hojas en 2 carriles



Corredera 4 hojas en 2 carriles



Corredera 3 hojas en 3 carriles



























Corredera 6 hojas en 3 carriles



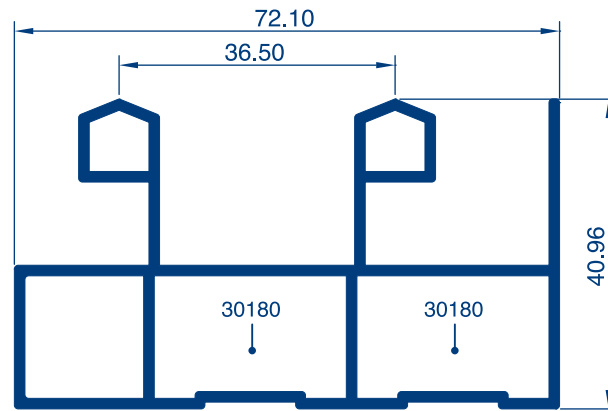
Referencia	Sección	Designación	Peso g / ml	Perímetro dm2 / ml	Inercia Ix cm4	Inercia Iy cm4
102		Alargadera 49 mm	378	19.2		
103		Alargadera 90 mm	638	27.6		
134		Alargadera 148 mm	850	39.4		
147		Alargadera 60 mm	408	20.6		
148		Alargadera 90 mm	518	26.6		
149		Alargadera 120 mm	632	32.6		
164		Alargadera 100 mm	555	28.6		
2022		Travesaño	813	45.45	6.3427	7.0435
2023		Travesaño	898	50.25	7.5707	12.7711
2121		Travesaño ventana	942	47.3	9.1396	7.5951
2123		Travesaño puerta	1040	52.1	13.9805	10.9040
2605		Tapa refuerzo	86	12.0		
2801		Junquillo curvo 11.5	254	15.0		
2802		Junquillo curvo 14	227	14.9		
2803		Junquillo curvo 17.5	233	15.4		
2804		Junquillo curvo 22.5	267	17.4		
2805		Junquillo curvo 29	286	18.8		
2806		Junquillo recto 11.5	263	15.3		
2807		Junquillo recto 14	267	15.5		
2808		Junquillo recto 17.5	275	15.9		
2809		Junquillo recto 22.5	291	16.7		
2810		Junquillo recto 29	325	18.8		
2811		Junquillo grapa 11.5	192	10.9		
2812		Junquillo recto 35	352	20.3		



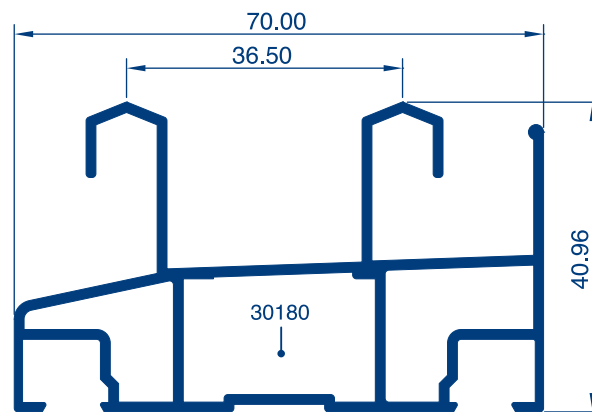
Referencia	Sección	Designación	Peso g / ml	Perímetro dm2 / ml	Inercia Ix cm4	Inercia Iy cm4
2813		Junquillo curvo 35	340	19.9		
2814		Pletina cremona	157	4.71		
2818		Goterón	108	7.05		
2819		Junquillo grapa 17.5	214	12.0		
2820		Junquillo grapa 22.5	232	13.1		
2821		Junquillo grapa 14	203	11.4		
2822		Junquillo grapa 29	254	14.0		
2823		Junquillo grapa 35	273	15.2		
2824		Junquillo curvo 25.7	278	18.0		
2825		Junquillo grapa 25.7	226	13.6		
2826		Junquillo recto 9.0	189	10.7		
2882		Junquillo recto 20	276	15.9		
2883		Junquillo recto 25.7	314	18.1		
3204		Hoja ruedas cristal sencillo 10mm	640	35.2	2.4286	7.0743
3205		Hoja lateral cristal sencillo 10mm	716	39.8	3.4186	8.4225
3206		Hoja central cristal sencillo 10mm	707	39.2	4.2097	6.7420
3214		Hoja ruedas doble cristal	599	32.9	2.3270	5.8923
3215		Hoja lateral doble cristal	675	37.5	3.3174	7.0568
3216		Hoja central doble cristal	664	36.9	4.0914	5.6035
3224		Hoja ruedas cristal sencillo 8mm	645	35.5	2.4342	7.2638
3225		Hoja lateral cristal sencillo 8mm	724	40.0	3.4242	8.6439
3226		Hoja central cristal sencillo 8mm	713	39.3	4.2181	6.9264
3305		Hoja perimetral doble cristal	743	41.9	3.6252	9.0957
3306		Hoja perimetral cristal normal	778	43.7	3.6867	10.4027



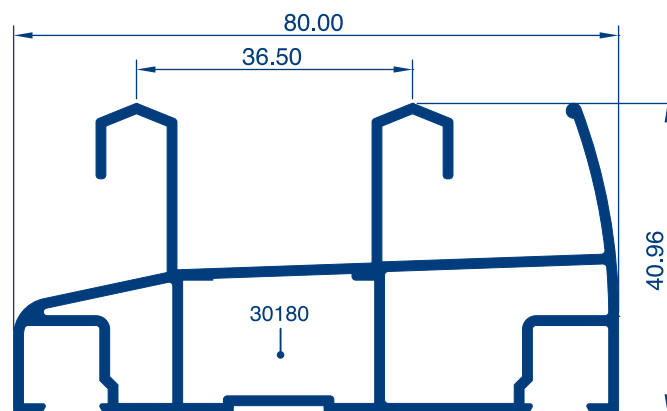
Referencia	Sección	Designación	Peso g / ml	Perímetro dm2 / ml	Inercia Ix cm4	Inercia Iy cm4
3307		Hoja perimetral recta	742	41.9	3.7037	9.1300
3310		Unión de marcos	459	18.0	0.0093	9.9997
3322		Marco perietral de 80mm	1231	68.0	6.7861	27.8373
3323		Marco fijo de 80 mm	1104	61.1	5.0421	22.6407
3324		Marco monorrail	794	44.4	4.0579	7.9411
3325		Marco monorrail enrasado	512	28.0	2.1411	2.2411
3326		Unión de hojas Domo 80	207	11.0		
3328		Marco Domo 80	1177	60.4		
3331		Marco perimetral	1250	65.3	7.0618	26.8603
3332		Marco fijo	1032	54.0	4.9838	21.0361
3333		Condensación de marco fijo	724	36.2	1.0624	30.7254
3334		Refuerzo hoja	897	30.8	2.0219	6.6894
3335		Marco perimetral 70 mm	1129	63.3	6.1952	19.7805
3336		Marco fijo curvo 70 mm	1056	58.2	5.5472	16.5983
3337		Marco fijo recto 70 mm	1042	57.8	4.7692	16.4529
3339		Cruce hojas	389	21.2	1.2327	1.5690
3340		Esquinero	1164	57.4	15.3811	15.3811
3341		Adaptador 3 carriles	672	35.8	3.9971	4.9973
3342		Marco fijo para Domo 40	1032	54.0	4.938	20.6319
3351		Marco perimetral	1280	66.8	7.6854	28.2543
3353		Marco perimetral 72 mm	1232	64.0	7.4721	23.3839
3361		Marco pert. rodadura postiza	1272	66.3	7.0601	28.0969
3362		Guia de rodadura	97	12.0		
3412		Vierteaguas	200	11.7		



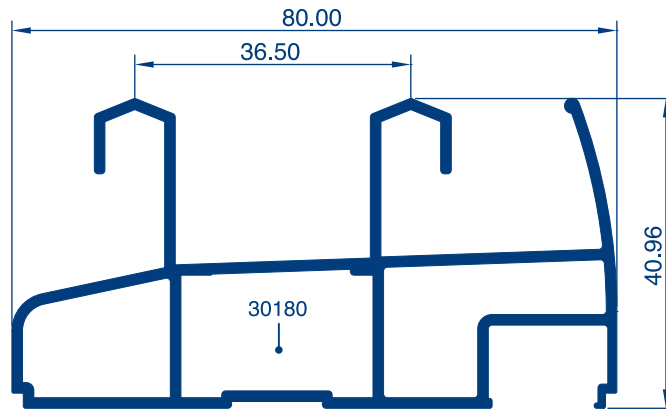
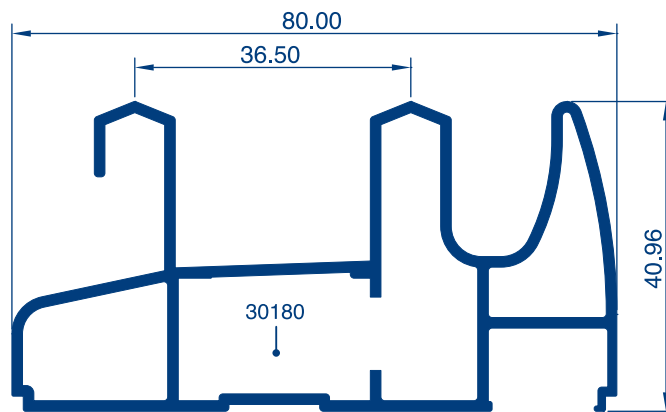
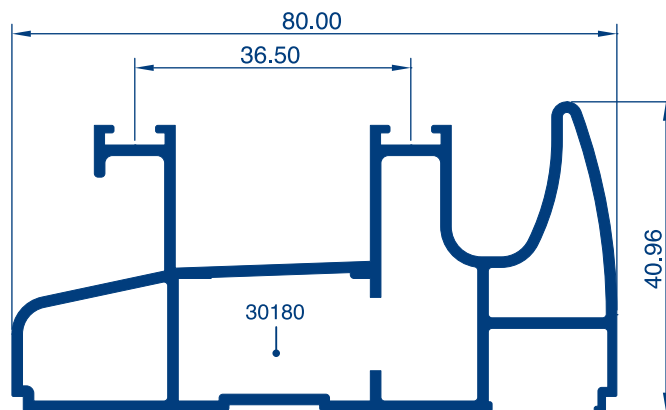
Ref. 3353

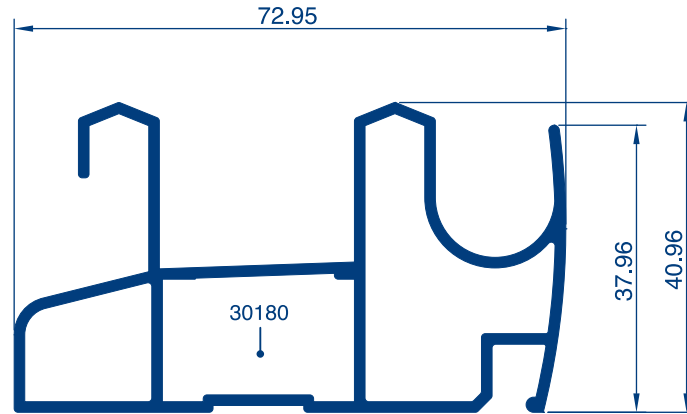


Ref. 3335

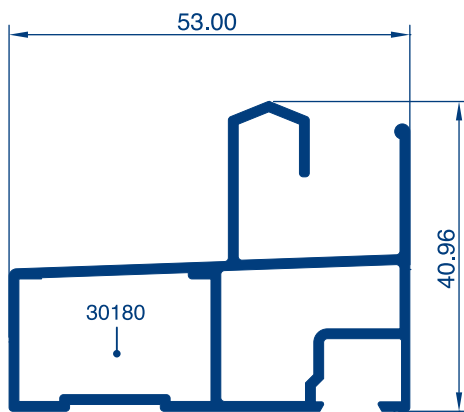


Ref. 3322

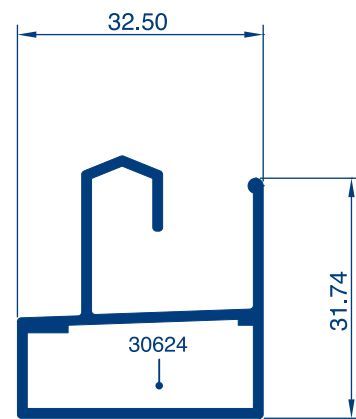
**Ref. 3331****Ref. 3351****Ref. 3361**



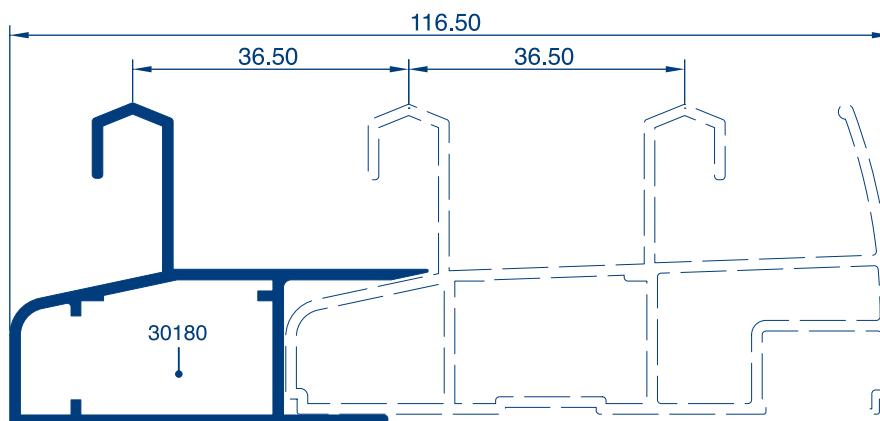
Ref. 3328



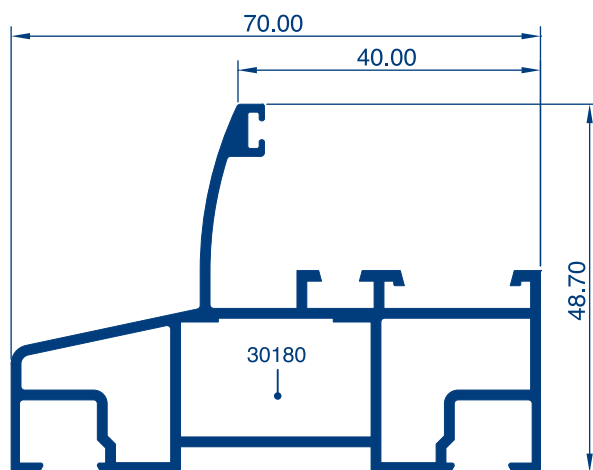
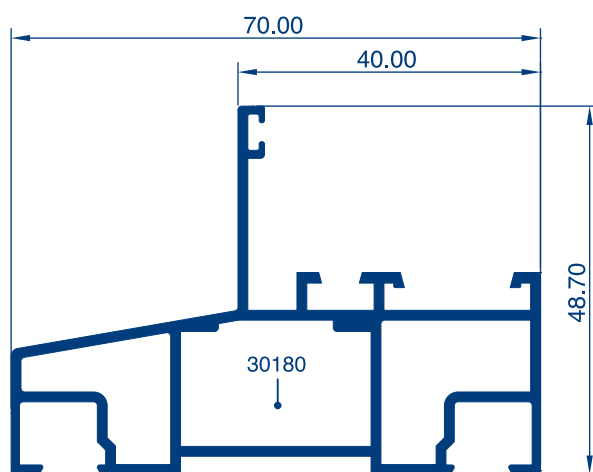
Ref. 3324

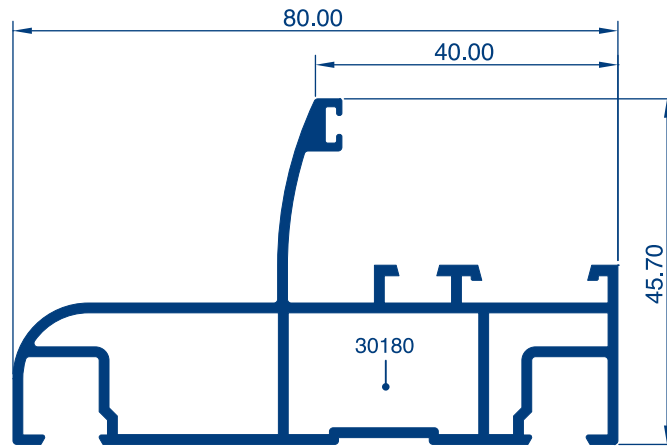


Ref. 3325

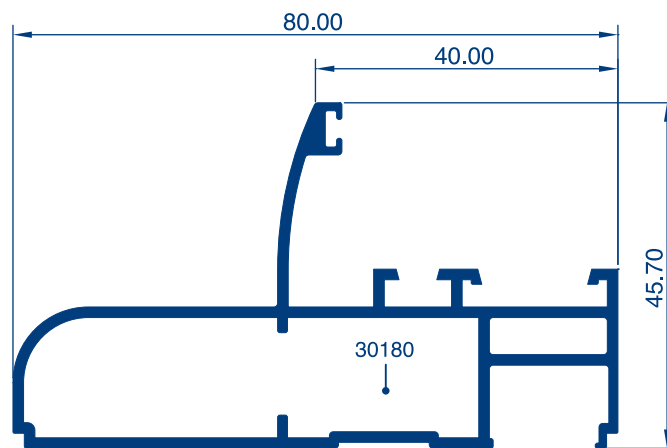


Ref. 3341

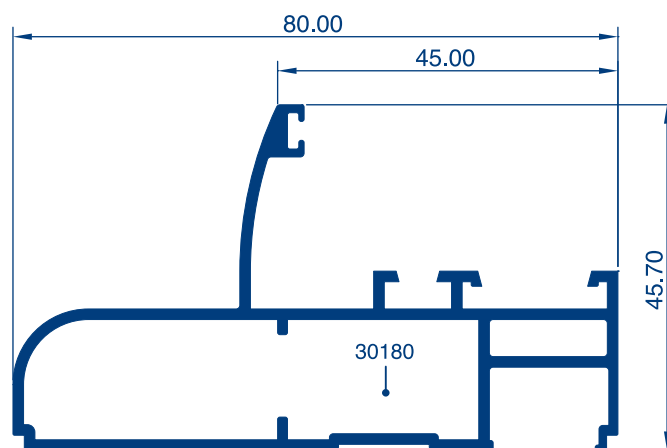
**Ref. 3336****Ref. 3337**



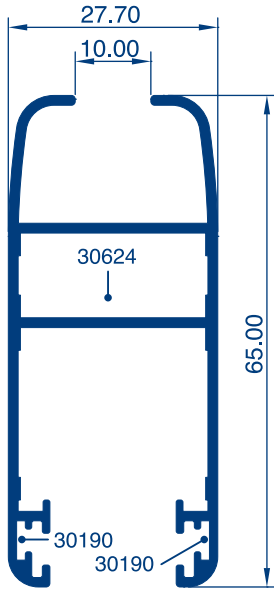
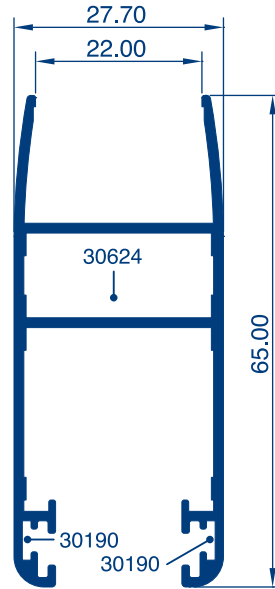
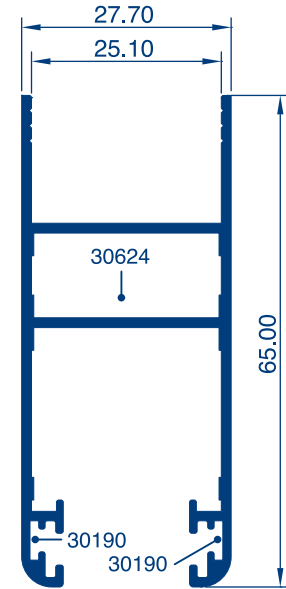
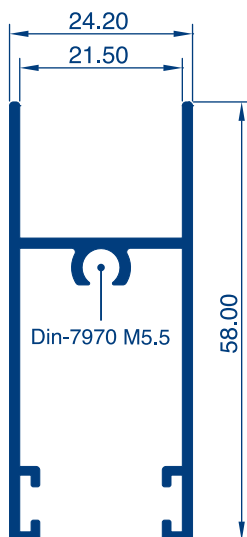
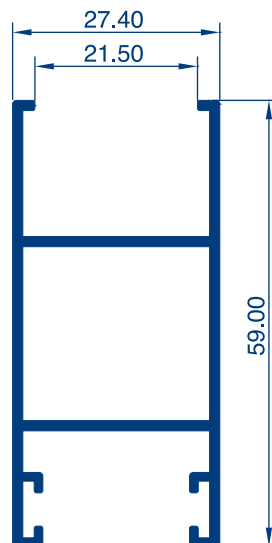
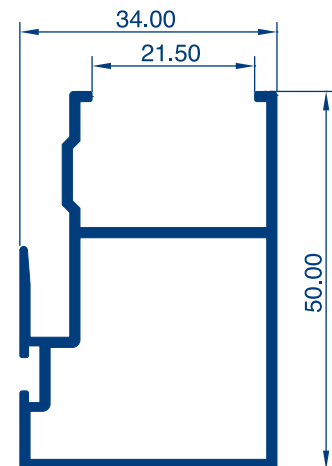
Ref. 3323

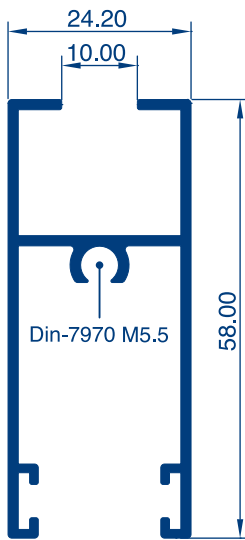


Ref. 3342

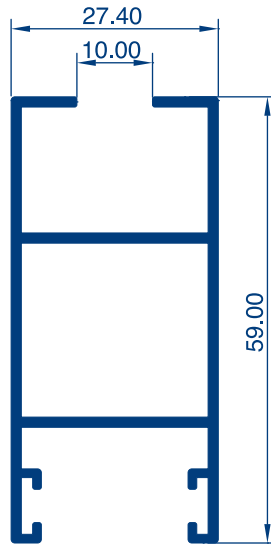


Ref. 3332

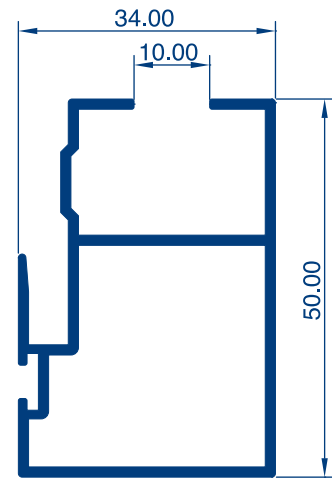
**Ref. 3306****Ref. 3305****Ref. 3307****Ref. 3214****Ref. 3215****Ref. 3216**



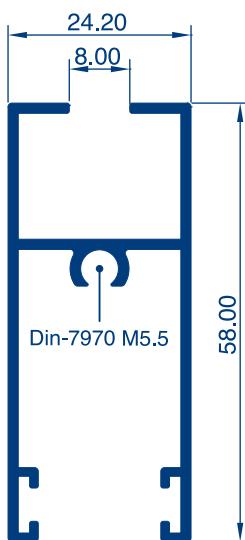
Ref. 3204



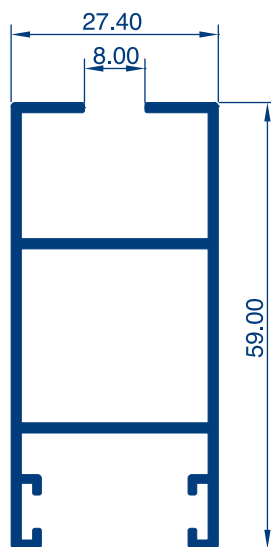
Ref. 3205



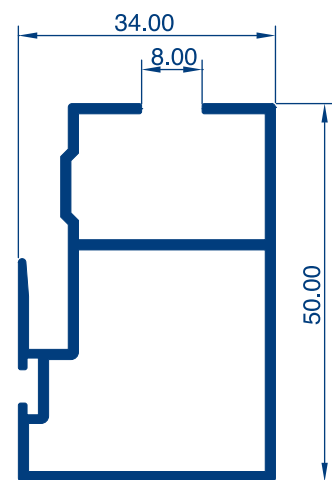
Ref. 3206



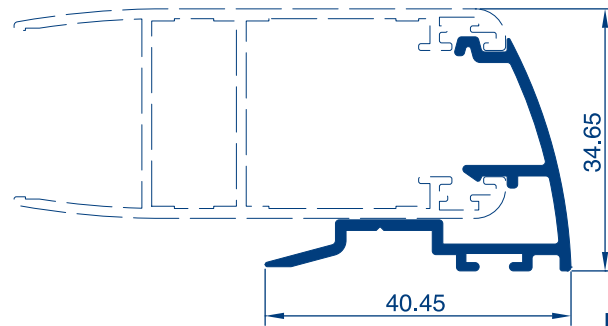
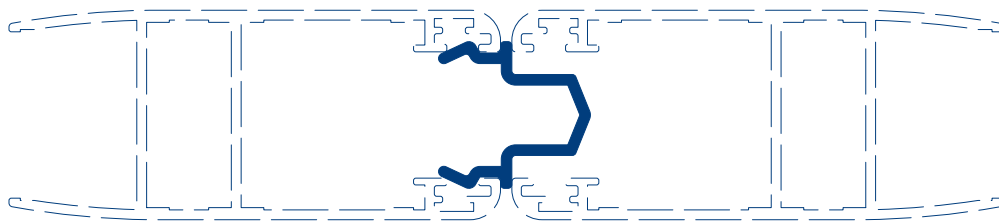
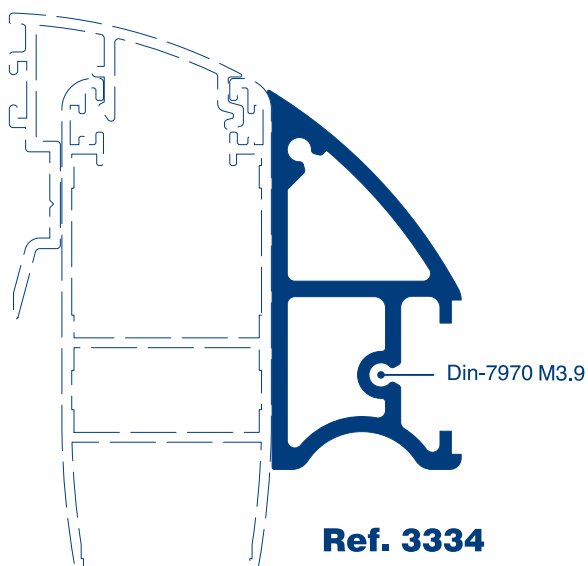
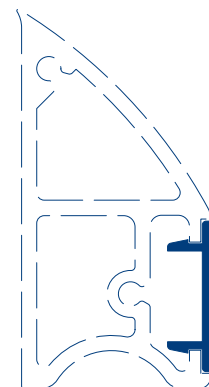
Ref. 3224

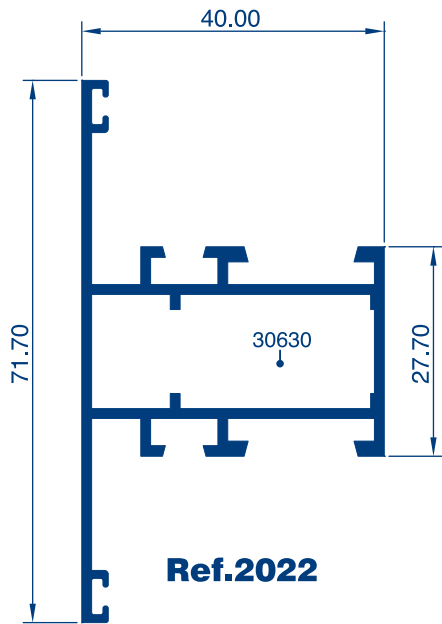


Ref. 3225

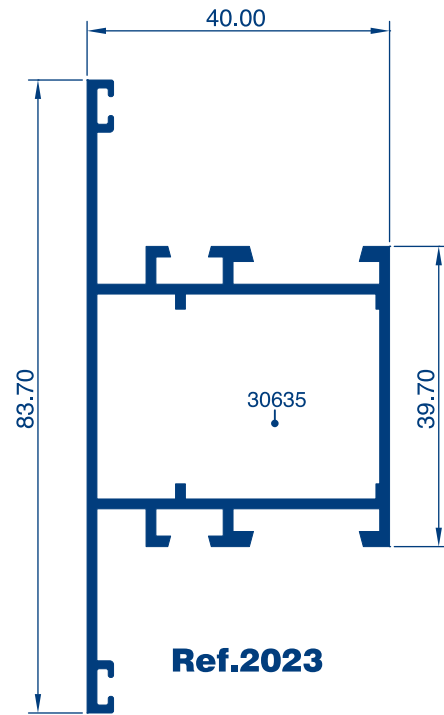


Ref. 3226

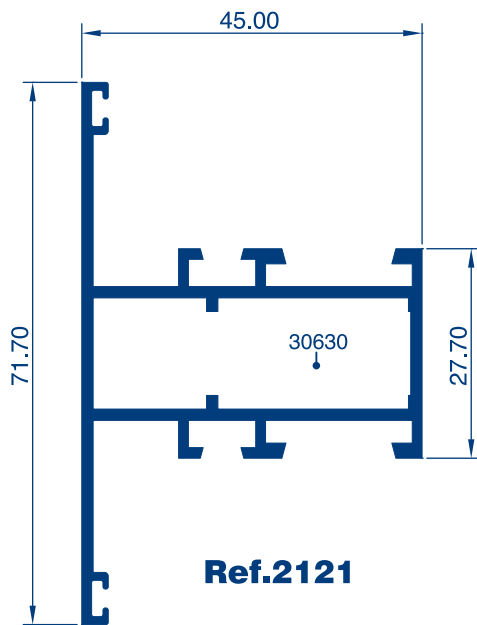
**Ref. 3339****Ref. 3326****Ref. 3334****Ref. 2605**



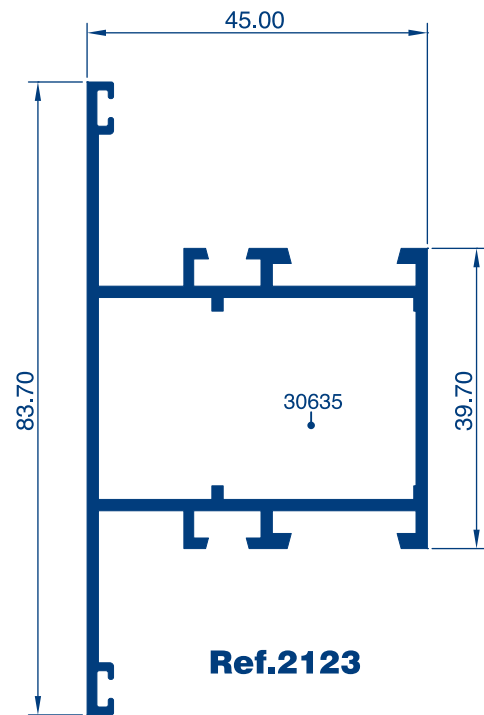
Ref.2022



Ref.2023



Ref.2121

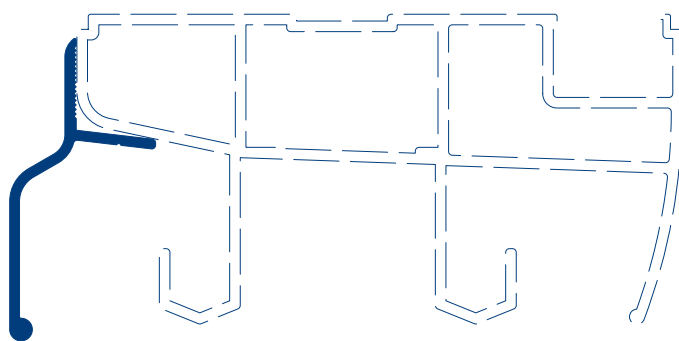


Ref.2123

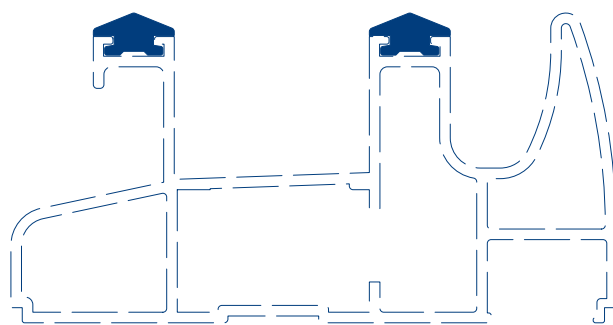
230

80
PERIMETRAL

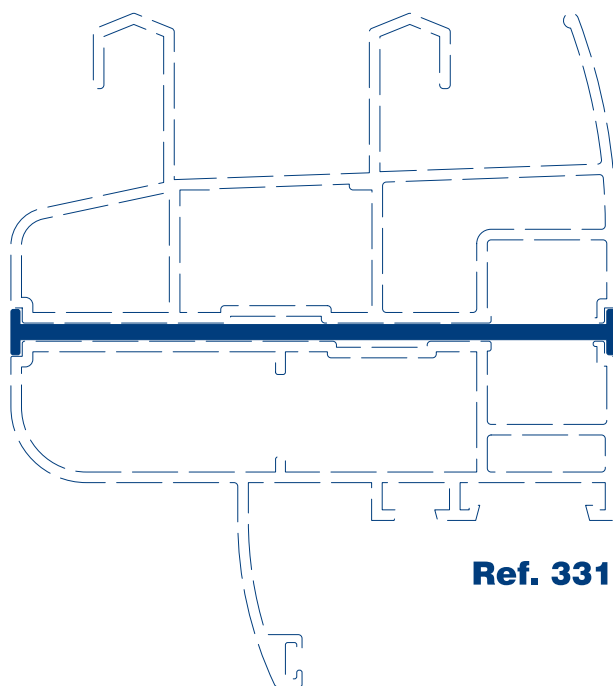
domo
sistema corredera



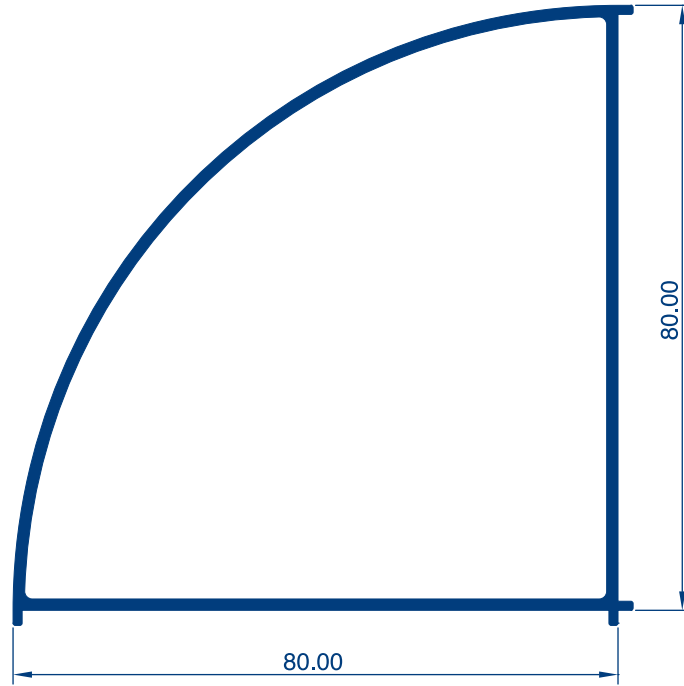
Ref.3412



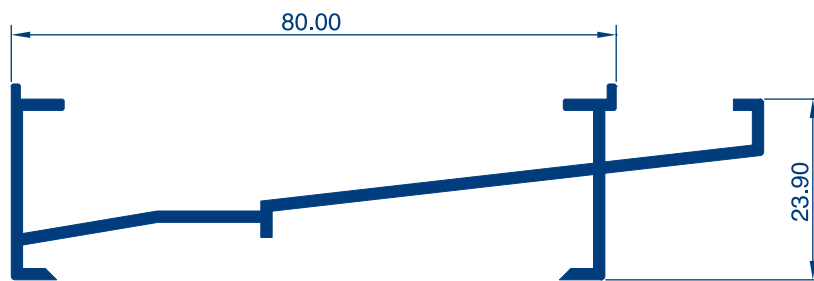
Ref. 3362



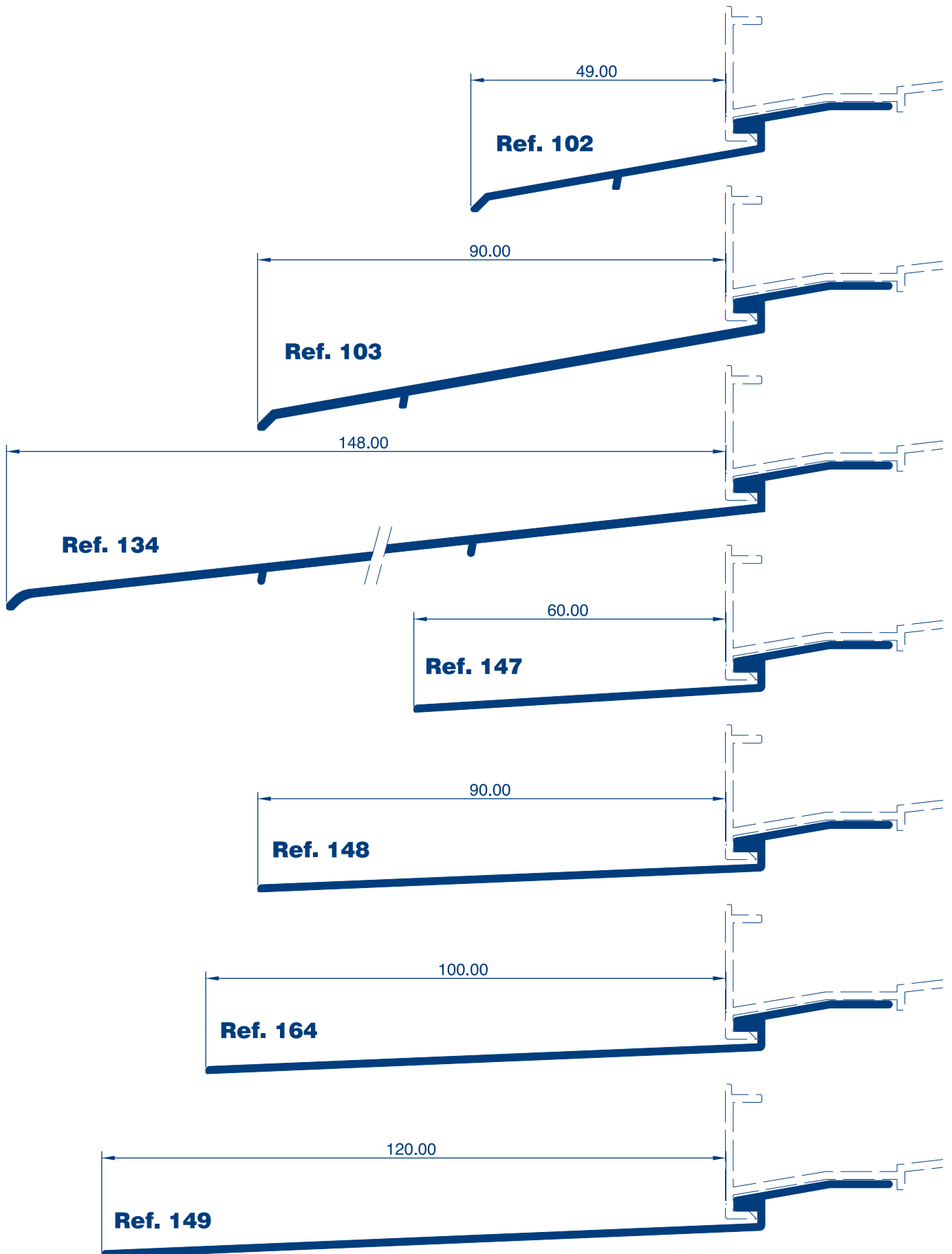
Ref. 3310

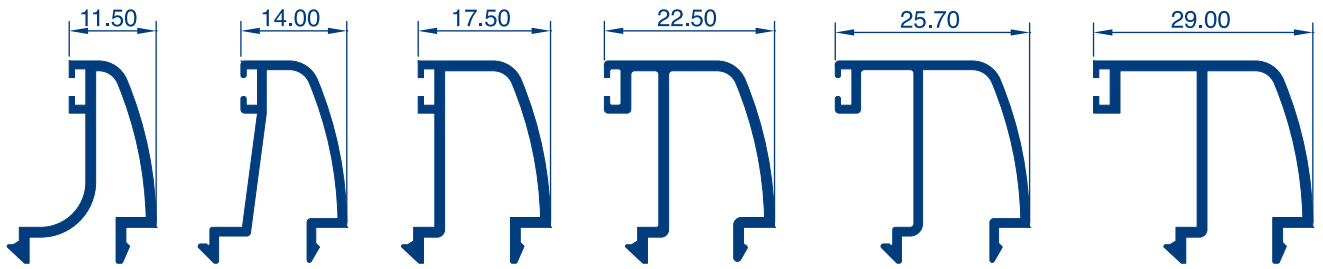


Ref. 3340



Ref. 3333





2801

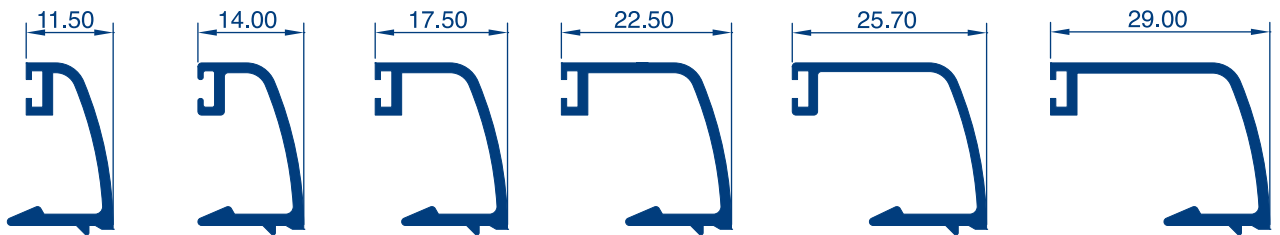
2802

2803

2804

2824

2805



2811

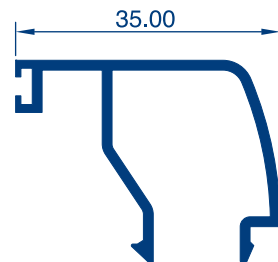
2821

2819

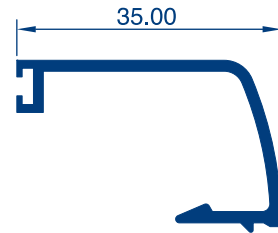
2820

2825

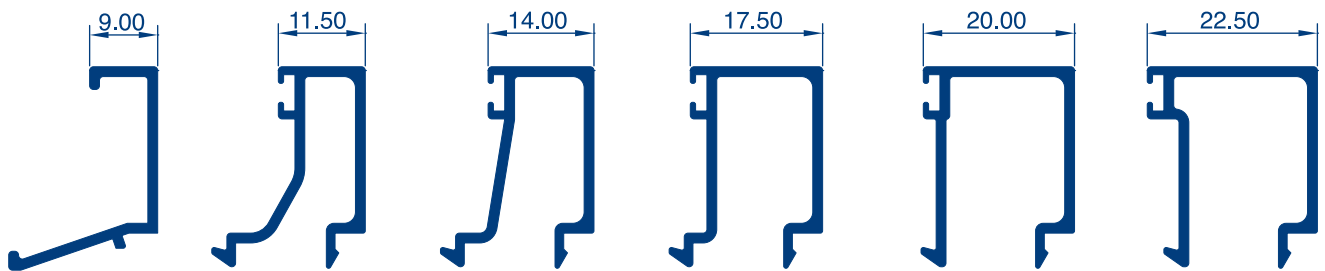
2822



2813



2823



2826

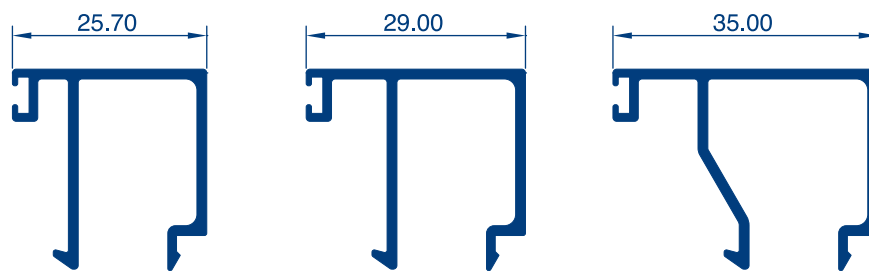
2806

2807

2808

2882

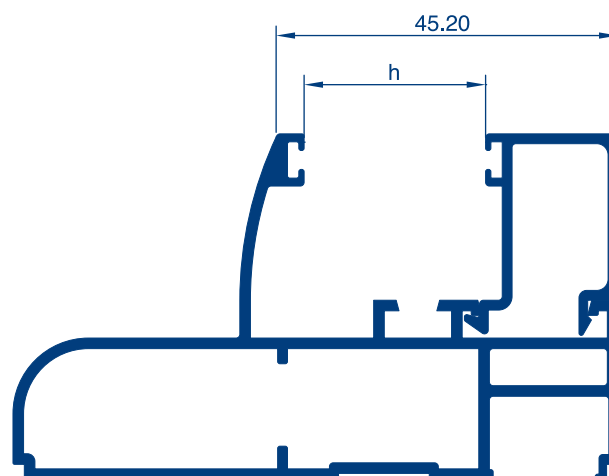
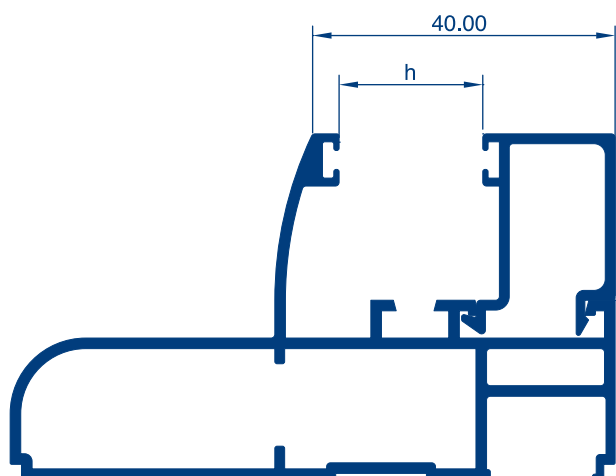
2809



2883

2810

2812



Con marcos y travesaños DOMO 40				Con marcos y travesaños DOMO 45			
Junquillo			Hueco (h)	Junquillo			Hueco (h)
recto	2826	(9mm)	26.5 mm	recto	2826	(9mm)	31 mm
curvo	2801	(11.5mm)	24 mm	curvo	2801	(11.5mm)	29 mm
recto	2806	(11.5mm)	24 mm	recto	2806	(11.5mm)	29 mm
curvo	2802	(14mm)	21.5mm	curvo	2802	(14mm)	26 mm
recto	2807	(14mm)	21.5mm	recto	2807	(14mm)	26 mm
curvo	2803	(17.5mm)	18 mm	curvo	2803	(17.5mm)	23 mm
recto	2808	(17.5mm)	18 mm	recto	2808	(17.5mm)	23 mm
recto	2882	(20mm)	15 mm	recto	2882	(20mm)	20 mm
curvo	2804	(22.5mm)	13 mm	curvo	2804	(22.5mm)	18 mm
recto	2809	(22.5mm)	13 mm	recto	2809	(22.5mm)	18 mm
curvo	2824	(26mm)	9.5 mm	curvo	2824	(26mm)	14.5 mm
curvo	2805	(29mm)	6.5 mm	curvo	2805	(29mm)	11.5 mm
recto	2810	(29mm)	6.5 mm	recto	2810	(29mm)	11.5 mm
				curvo	2813	(35mm)	5.5 mm
				recto	2812	(35mm)	5.5 mm

Junquillos grapa para junquillos curvos

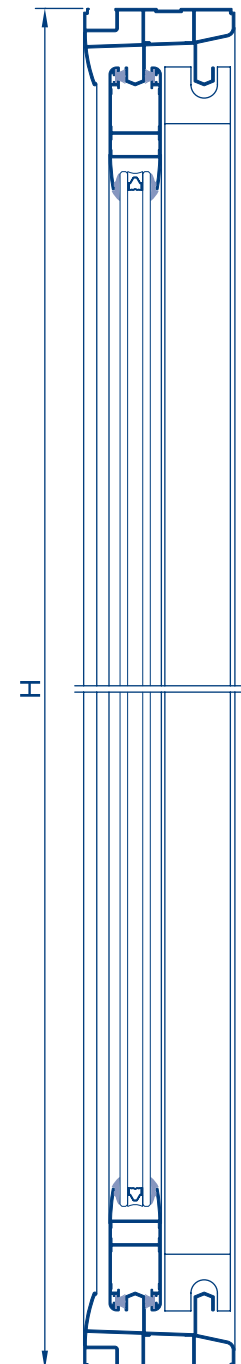
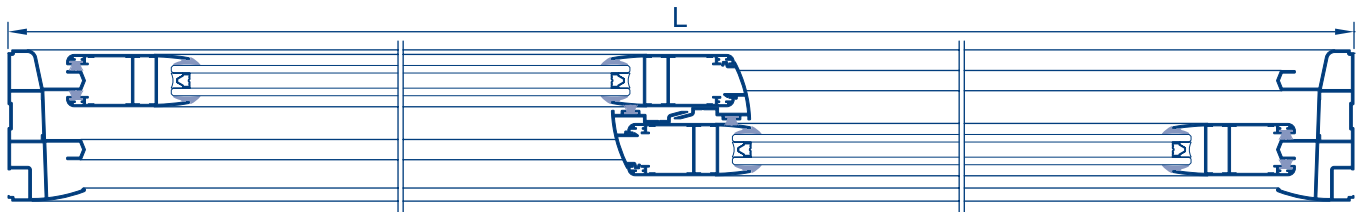
Junquillos curvos

2801	2802	2803	2804	2824	2805	2813
2811	2821	2819	2820	2825	2822	2823

Junquillos grapa

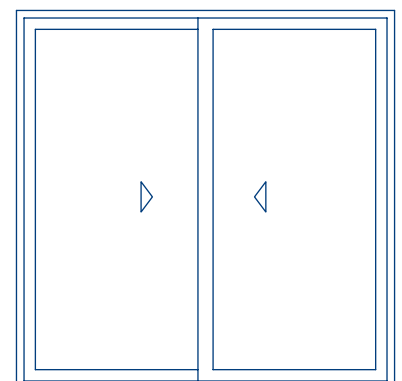


Ventana 2 hojas



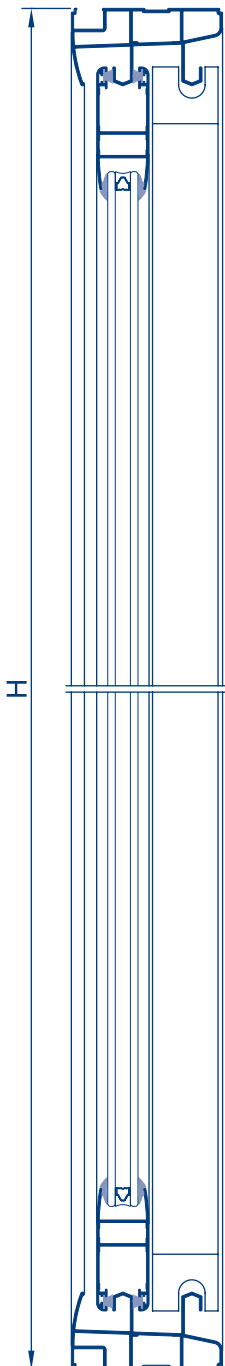
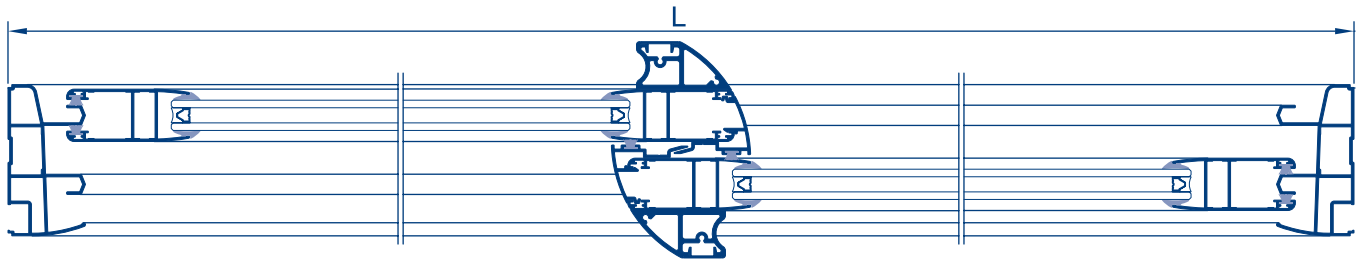
	Ref.	Descripción	Horizontal			Vertical		
			Corte	Cantidad	Medida	Corte	Cantidad	Medida
	3331	Marco perimetral		2	L		2	H
	3305	Hoja perimetral		4	L/2 - 3		4	H - 62
	3339	Cruce de hojas					2	H - 142

Ref.	Descripción	Cantidad	Medida
30180	Escuadra marco	4	
30624	Escuadra hoja	8	
30190	Escuadra alineamiento hoja	16	
30543	Cierre con cerradero	2	
30677	Gancho marco	2	
30678	Gancho hoja	2	
30430	Juego tapas hoja centro	2	
30709	Cepillo (7x7) Cepillo (7x7)	4 6	L H
30123	Cortavientos	2	
30663 30664	Rodamientos simples o tandem	4	
30309	Amortiguador lateral	4	



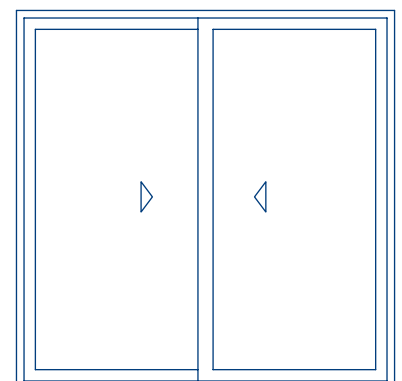


Ventana 2 hojas con refuerzo




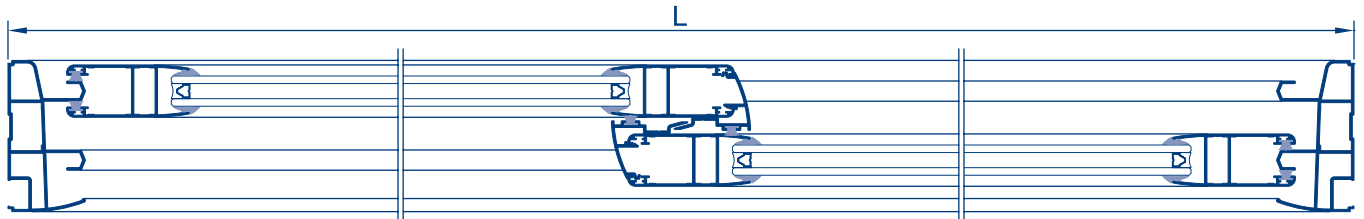
	Ref.	Descripción	Horizontal			Vertical		
			Corte	Cantidad	Medida	Corte	Cantidad	Medida
	3331	Marco perimetral		2	L		2	H
	3305	Hoja perimetral		4	L/2 - 3		4	H - 62
	3339	Cruce de hojas					2	H - 142
	3334	Refuerzo hoja					2	H - 142
	2605	Tapa refuerzo hoja					2	H - 142

Ref.	Descripción	Cantidad	Medida
30180	Escuadra marco	4	
30624	Escuadra hoja	8	
30190	Escuadra alineamiento hoja	16	
30543	Cierre con cerradero	2	
30677	Gancho marco	2	
30678	Gancho hoja	2	
30430	Juego tapas hoja centro	2	
30709	Cepillo (7x7) Cepillo (7x7)	4 6	L H
30123	Cortavientos	2	
30663 30664	Rodamientos simples o tandem	4	
30466	Tapa refuerzo hoja	4	
30309	Amortiguador lateral	4	



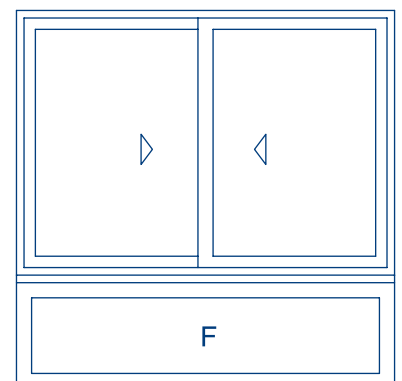


Ventana 2 hojas con fijo inferior



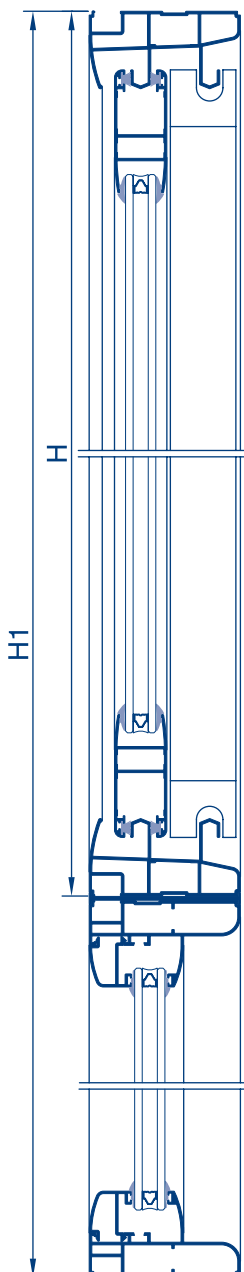
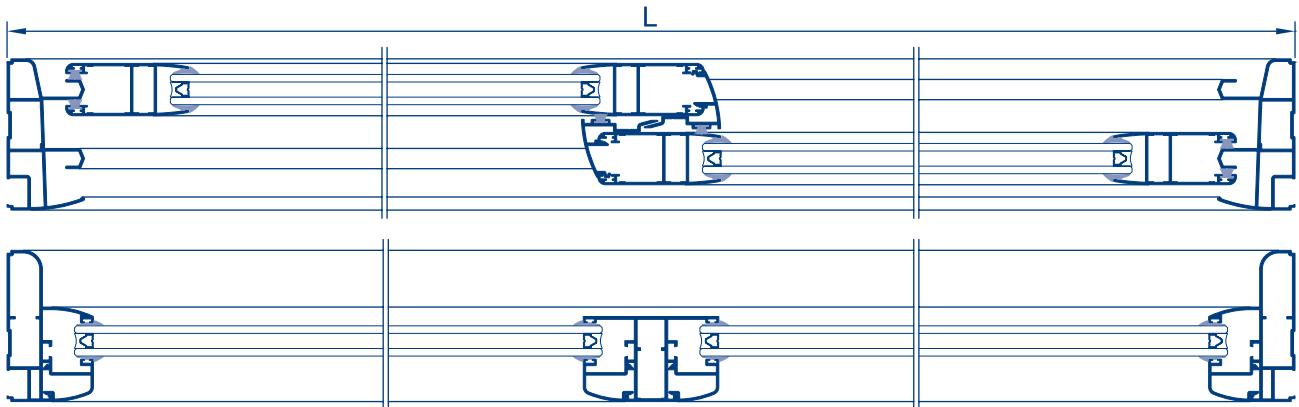
	Ref.	Descripción	Horizontal			Vertical		
			Corte	Cantidad	Medida	Corte	Cantidad	Medida
	3331	Marco perimetral		2	L		2	H
	3305	Hoja perimetral		4	L/2 - 3		4	H - 62
	3339	Cruce de hojas					2	H - 142
	3332	Marco fijo perimetral		2	L		2	(H1 - H)-2
	3310	Unión de marcos		1	L			
		Junquillos corte recto		2	L - 48		2	(H1 - H)-94
		Junquillos corte inglete		2	L - 48		2	(H1 - H)-50

Ref.	Descripción	Cantidad	Medida
30180	Escuadra marco	8	
30624	Escuadra hoja	8	
30190	Escuadra alineamiento hoja	16	
30543	Cierre con cerradero	2	
30677	Gancho marco	2	
30678	Gancho hoja	2	
30430	Juego tapas hoja centro	2	
30709	Cepillo (7x7) Cepillo (7x7)	4 6	L H
30123	Cortavientos	2	
30663 30664	Rodamientos simples o tandem	4	
30309	Amortiguador lateral	4	



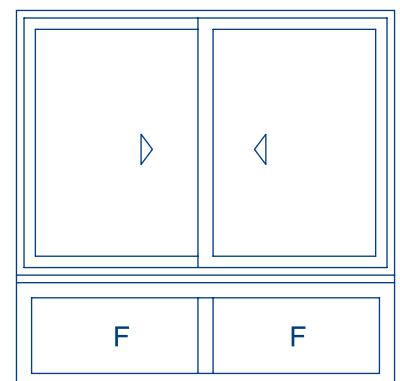


Ventana 2 hojas con fijo inferior dividido



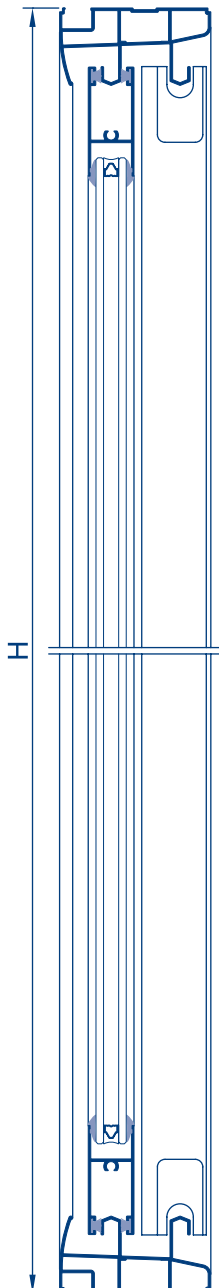
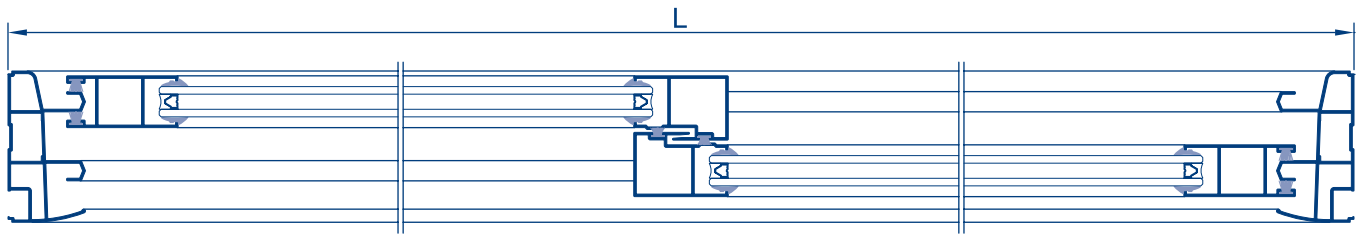
	Ref.	Descripción	Horizontal			Vertical		
			Corte	Cantidad	Medida	Corte	Cantidad	Medida
	3331	Marco perimetral		2	L		2	H
	3305	Hoja perimetral		4	L/2 - 3		4	H - 62
	3339	Cruce de hojas					2	H - 142
	3332	Marco fijo perimetral		2	L		2	(H1 - H)-2
	3310	Unión de marcos		1	L			
	2121	Travesaño ventana					1	(H1-H)-40
		Junquillos corte recto		4	L/2 - 38		4	(H1 - H)-94
		Junquillos corte inglete		4	L/2 - 38		4	(H1 - H)-50

Ref.	Descripción	Cantidad	Medida
30180	Escuadra marco	8	
30624	Escuadra hoja	8	
30190	Escuadra alineamiento hoja	16	
30543	Cierre con cerradero	2	
30677	Gancho marco	2	
30678	Gancho hoja	2	
30430	Juego tapas hoja centro	2	
30709	Cepillo (7x7) Cepillo (7x7)	4 6	L H
30123	Cortavientos	2	
30663 30664	Rodamientos simples o tandem	4	
30630	Tope travesaño ventana	2	
30309	Amortiguador lateral	4	



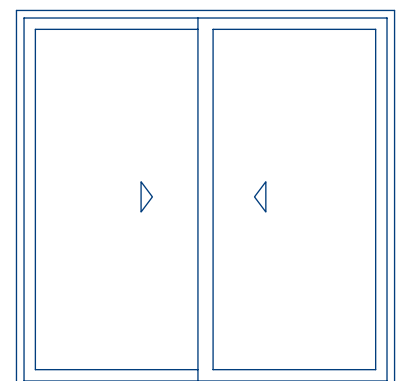


Ventana 2 hojas corte recto



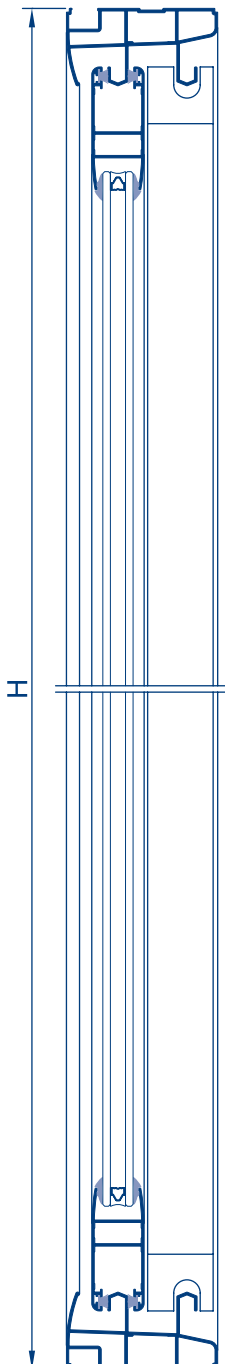
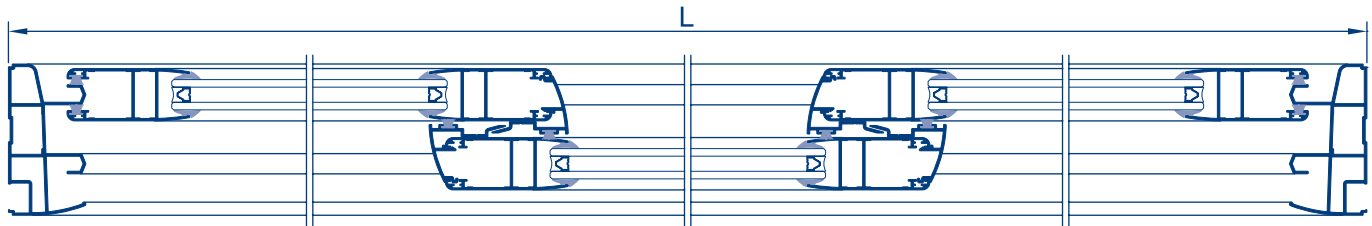
	Ref.	Descripción	Horizontal			Vertical		
			Corte	Cantidad	Medida	Corte	Cantidad	Medida
	3331	Marco perimetral		2	L		2	H
	3214	Hoja ruedas		4	L/2 - 24			
	3215	Hoja lateral					2	H - 62
	3216	Hoja central					2	H - 122

Ref.	Descripción	Cantidad	Medida
30180	Escuadra marco	4	
	Cierre con cerradero	2	
	Juego tapas hoja centro	2	
	Cepillo (7x9)	4	L
	Cepillo (7x9)	6	H
30123	Cortavientos	2	
	Rodamientos	4	



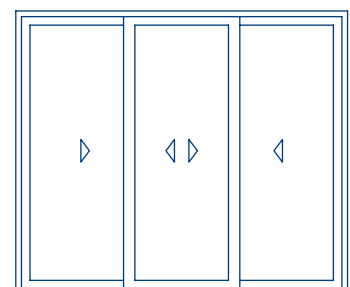


Ventana 3 hojas en 2 carriles



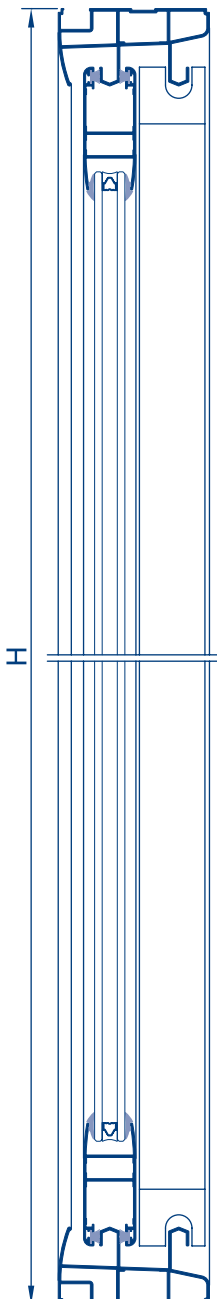
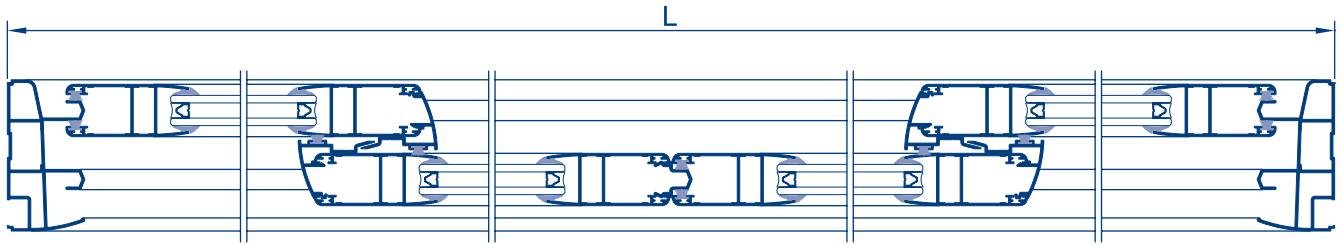
	Ref.	Descripción	Horizontal			Vertical		
			Corte	Cantidad	Medida	Corte	Cantidad	Medida
	3331	Marco perimetral		2	L		2	H
	3305	Hoja perimetral laterales		6	$(L-62/3)+38$		6	H - 62
	3339	Cruce de hojas					4	H - 142

Ref.	Descripción	Cantidad	Medida
30180	Escuadra marco	4	
30624	Escuadra hoja	12	
30190	Escuadra alineamiento hoja	24	
30543	Cierre con cerradero	2	
30677	Gancho marco	2	
30678	Gancho hoja	2	
30430	Juego tapas hoja centro	4	
30709	Cepillo (7x7) Cepillo (7x7)	4 6	L H
30123	Cortavientos	4	
30663 30664	Rodamientos simples o tandem	6	
30309	Amortiguador lateral	4	



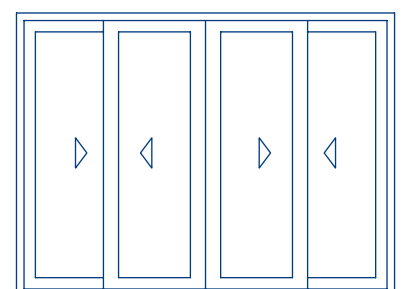


Ventana 4 hojas




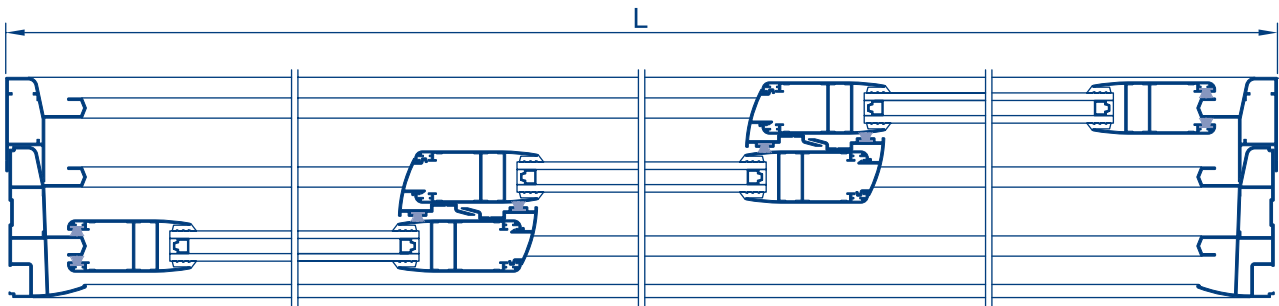
	Ref.	Descripción	Horizontal			Vertical		
			Corte	Cantidad	Medida	Corte	Cantidad	Medida
	3331	Marco perimetral		2	L		2	H
	3305	Hoja perimetral		8	L/4 + 12		8	H - 62
	3339	Cruce de hojas					4	H - 142
	3326	Unión de hojas					1	H - 62

Ref.	Descripción	Cantidad	Medida
30180	Escuadra marco	4	
30624	Escuadra hoja	16	
30190	Escuadra alineamiento hoja	32	
30543	Cierre con cerradero	3	
30677	Gancho marco	3	
30678	Gancho hoja	3	
30430	Juego tapas hoja centro	4	
30709	Cepillo (7x7) Cepillo (7x7)	4 10	L H
30123	Cortavientos	4	
30663 30664	Rodamientos simples o tandem	8	
30309	Amortiguador lateral	6	



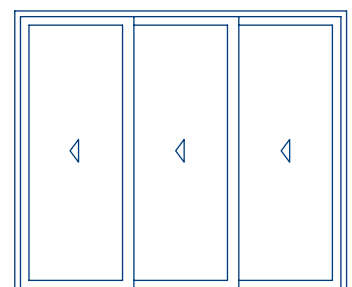


Ventana 3 hojas en 3 carriles


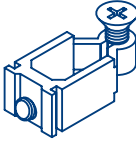
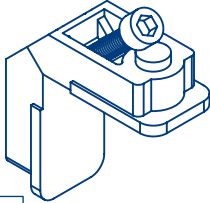
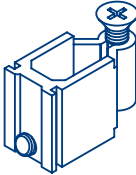
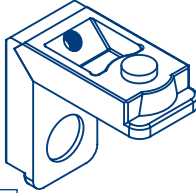


	Ref.	Descripción	Horizontal			Vertical		
			Corte	Cantidad	Medida	Corte	Cantidad	Medida
	3331	Marco perimetral		2	L		2	H
	3341	Adaptador 3 carriles		2	L + 4		2	H + 4
	3305	Hojas laterales Hoja central		4 2	(L-62/3)+28 (L-62/3)+56		6	H - 62
	3339	Cruce de hojas					4	H - 142

Ref.	Descripción	Cantidad	Medida
30180	Escuadra marco	8	
30624	Escuadra hoja	12	
30190	Escuadra alineamiento hoja	24	
30543	Cierre con cerradero	3	
30677	Gancho marco	3	
30678	Gancho hoja	3	
30430	Juego tapas hoja centro	4	
30709	Cepillo (7x7) Cepillo (7x7)	4 6	L H
30123	Cortavientos	4	
30663 30664	Rodamientos simples o tandem	6	
30309	Amortiguador lateral	4	

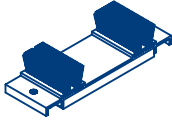
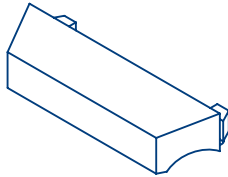
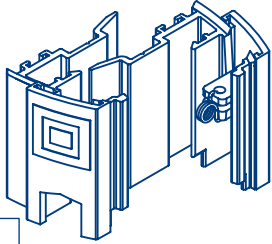

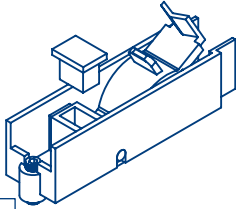



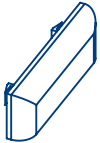
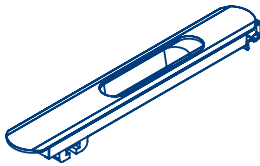


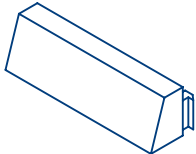
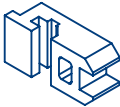




 <p>Ref. 30190 Escuadra de alineación 15x5x0.8</p> <p>100uds / bolsa 500uds / bolsa</p>	 <p>Ref. 30630 Tope de zanca ventana 14x18</p> <p>300uds / caja</p>
 <p>Ref. 30180 Escuadra de tetón 24x14</p> <p>250uds / caja</p>	 <p>Ref. 30635 Tope de zanca puerta 25x18</p> <p>300uds / caja</p>
 <p>Ref. 30624 Escuadra de tetón 24x10.5</p> <p>250uds / caja</p>	

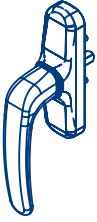

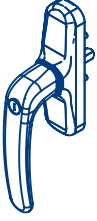

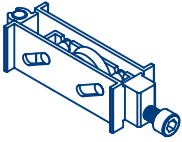
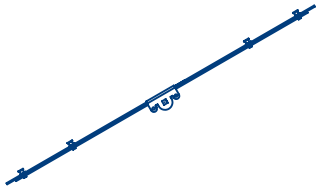
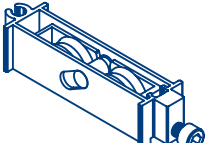
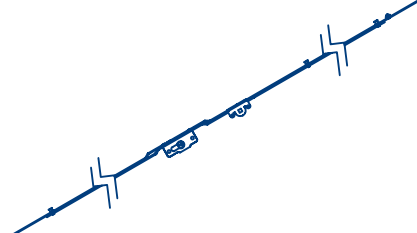

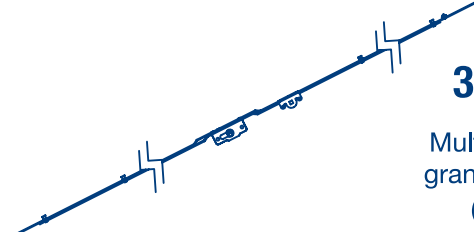

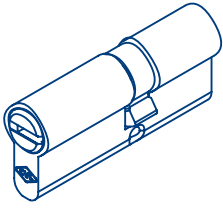

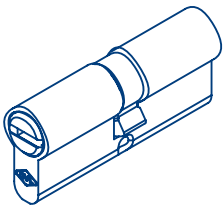
Para pedidos en bicolor, especificar colores interior exterior en los herrajes que corresponda.



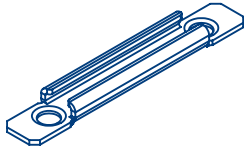
 <p>Ref. 30123 Cortavientos sup / inf Domo 80</p> <p>x ud</p>	 <p>Ref. 30377 Tapa desagüe marco fijo corredera</p>
 <p>Ref. 30430 Juego tapas cruce Domo 80</p> <p>x jgo</p>	 <p>Ref. 30645 Grapa de ajunquillar</p> <p>200uds / bolsa</p>
 <p>Ref. 30309 Amortiguador lateral Domo 80</p> <p>x ud</p>	 <p>Ref. 30311** Esquinero para junquillo curvo CR/BL/NE</p> <p>100uds / bolsa</p>
 <p>Ref. 30466 Tapa de acero para refuerzo hoja 3334</p> <p>x ud</p>	 <p>Ref. 30709 Cepillo 7x7</p> <p>450ml / rollo</p>
 <p>Ref. 30371 Tapa desagüe negra BL / NE</p> <p>x ud</p>	 <p>Ref. 30542** Cierre de embutir Domo 80 / Domo 85RT BL / NE</p> <p>x ud</p>
 <p>Ref. 30375 Desagüe con válvula negra</p> <p>x ud</p>	 <p>Ref. 30677 Gancho marco perimetral superpuesto</p> <p>x ud</p>
 <p>Ref. 30376 Tapa desagüe directo corredera</p>	 <p>Ref. 30678 Gancho hoja</p> <p>x ud</p>

Para pedidos en bicolor, especificar colores interior exterior en los herrajes que corresponda.



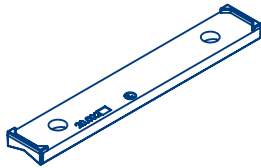
	<p>Ref. 32154** Manilla practicable BL/CR/LC/NE/LP/LI</p>		<p>Ref. 32733SA Multipunto 600 pequeño 15 (2 puntos)</p>
	<p>Ref. 32155** Manilla practicable con llave BL/CR/LC/NE/LP/LI</p>		<p>Ref. 32734SA Multipunto 1000 mediano 15 (2 puntos)</p>
 <p>Peso máximo admisible: - Por ruleta simple 40Kg - Por hoja 80Kg</p>	<p>Ref. 30664 Ruleta simple 1 rueda Domo 80</p>		<p>Ref. 32735SA Multipunto 1600 grande 15 (4 puntos)</p>
 <p>Peso máximo admisible: - Por ruleta tandem 75Kg - Por hoja 150Kg</p>	<p>Ref. 30663 Ruleta tandem 2 ruedas Domo 80</p>		<p>Ref. 32736SA Multipunto 1600 grande 15 c/llave (3 puntos)</p>
	<p>Ref. 32730SA Multipunto 600 pequeño 7.5 (2 puntos)</p>		<p>Ref. 32737SA Multipunto 1800 grande 15 c/llave (4 puntos)</p>
	<p>Ref. 32731SA Multipunto 1000 mediano 7.5 (2 puntos)</p>		<p>Ref. 32118SA Cilindro seguridad 72mm leva larga 25-35</p>
	<p>Ref. 32732SA Multipunto 1600 grande 7.5 (4 puntos)</p>		<p>Ref. 32119SA Cilindro seguridad 72mm leva larga 30-30</p>

Para pedidos en bicolor, especificar colores interior exterior en los herrajes que corresponda.



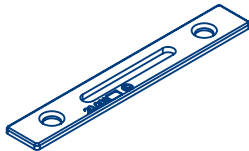
**Ref.
32740SA**

Cerradero



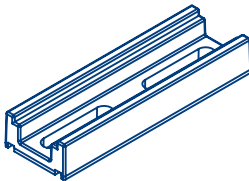
**Ref.
32741SA**

Calzo
perimetral



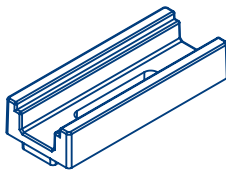
**Ref.
32742SA**

Calzo
cerradero



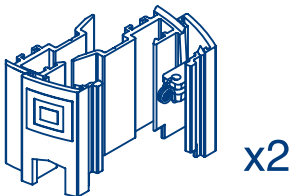
**Ref.
32743SA**

Calzo
multipunto 9.5



**Ref.
32744SA**

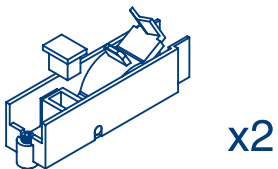
Calzo
multipunto 11.0



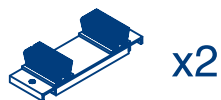
x2

**Ref.
30305**

Kit base
Domo 80



x2



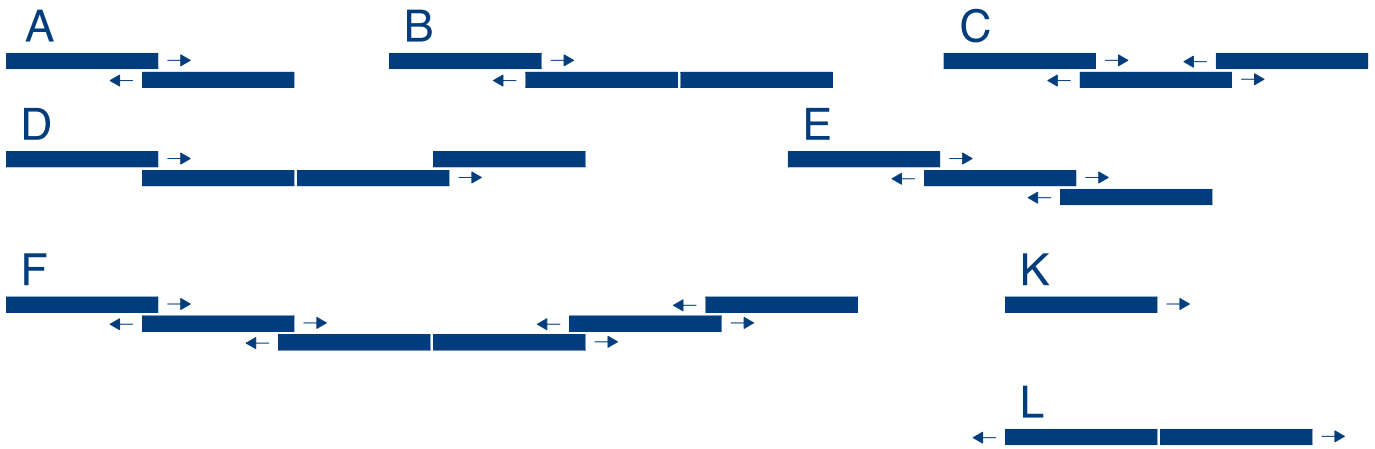
x2



x2



Esquemas de apertura de correderas



Herraje Domo 80 - Perimetral

		Esquemas de apertura								
Ref.	Descripción	A	B	C	D	E	F	K	L	
30123	Cortavientos sup./inf.	2	2	4	4	4	8			
30430	Juego tapas cruce	2	2	4	4	4	8			
30309	Amortiguador lateral	2	3	2	3	2	3	1	2	
30664	Ruleta simple (Hasta 40kg/ud)	4	6	6	8	6	12	2	4	
30663	Ruleta tandem (Hasta 75kg/ud)									
Embutir	30542**	2	3	2	3	2	3	1	1	
	30677	2	3	2	3	2	3	1	1	
	30678	2	3	2	3	2	3	1	1	
Multipunto	Pequeño	32730SA	2	3	2	3	2	3	1	1
		32740SA	4	6	4	6	4	6	2	2
		32741SA	4	6	4	6	4	6	2	2
		32743SA	8	12	8	12	8	12	4	4
	Mediano	32731SA	2	3	2	3	2	3	1	1
		32740SA	4	6	4	6	4	6	2	2
		32741SA	4	6	4	6	4	6	2	2
		32743SA	12	18	12	18	12	18	6	6
	Grande	32732SA	2	3	2	3	2	3	1	1
		32740SA	8	12	8	12	4	6	2	2
		32741SA	8	12	8	12	4	6	2	2
		32743SA	12	18	12	18	12	18	6	6
32154**	Manilla practicable	2	3	2	3	2	3	1	1	
32155**	Manilla practicable c/llave									

Herraje Domo 80 - Corte recto

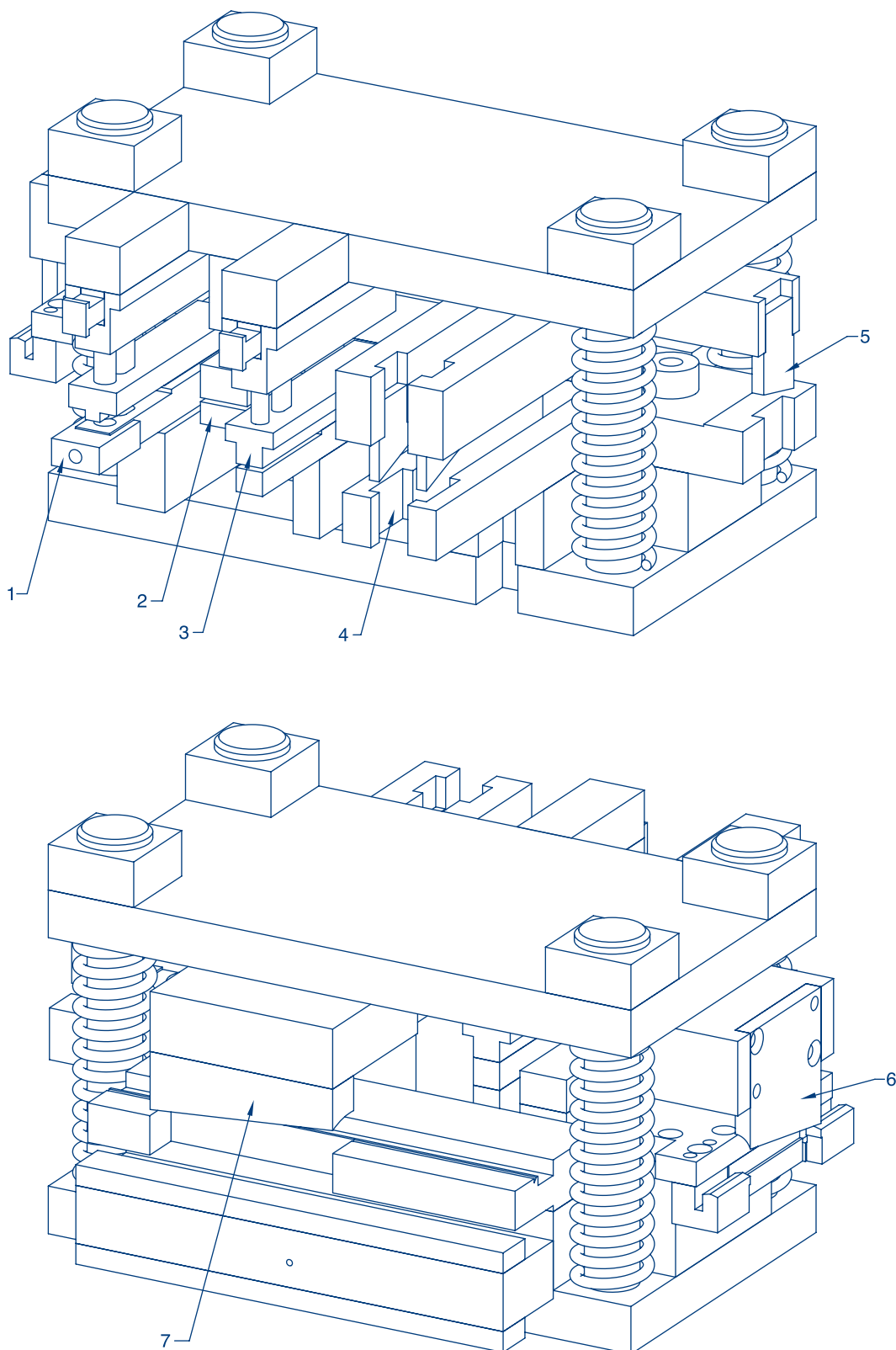
		Esquemas de apertura							
Ref.	Descripción	A	B	C	D	E	F	K	L
30xxx	Cortavientos sup./inf.	2	2	4	4	4	8		
30xxx	Juego tapas cruce	2	2	4	4	4	8		
30xxx	Amortiguador lateral	2	3	2	3	2	3	1	2
30xxx	Ruleta simple (Hasta 40kg/ud)	4	6	6	8	6	12	2	4
30xxx	Ruleta tandem (Hasta 75kg/ud)								
30542**	Cierre de embutir	2	3	2	3	2	3	1	1
30xxx	Gancho marco perimetral	2	3	2	3	2	3	1	1
30xxx	Gancho hoja	2	3	2	3	2	3	1	1

Para pedidos en bicolor, especificar colores interior exterior en los herrajes que corresponda.



Domo 80 - 85RT Perimetrales

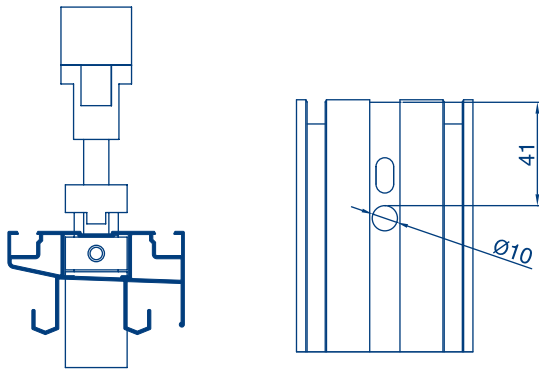
Ref.- 60075



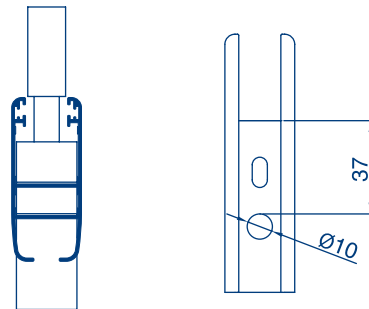
NOTA: Las posiciones 3 y 4 solo serán de uso en Domo 85RT.



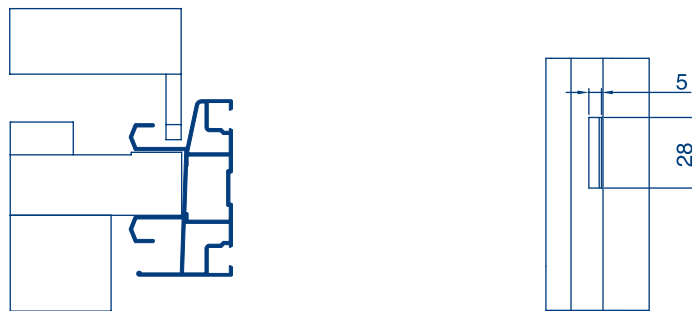
1.- Mecanizado escuadra hojas.



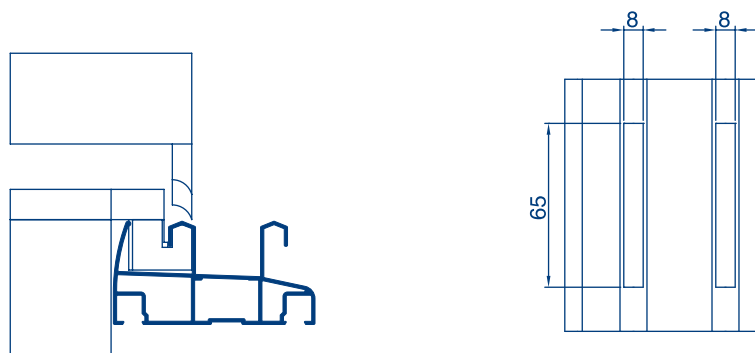
2.- Mecanizado escuadra hojas.



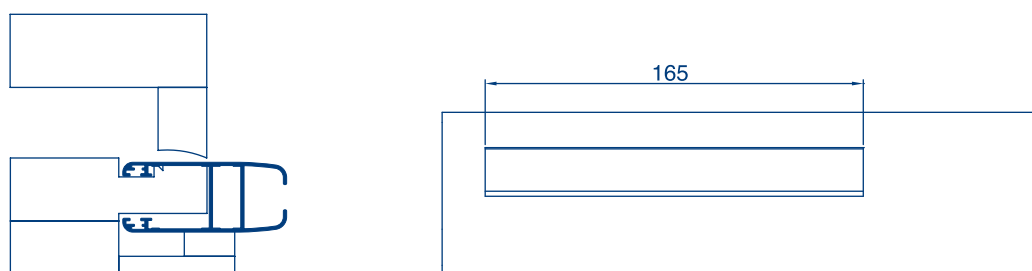
5.- Mecanizado desagüe carril.



6.- Mecanizado cerradero.



7.- Mecanizado cierre en dos cortes.



GIRAR SUPLEMENTO
(POSICIÓN ALTA S/ 80 , POSICIÓN BAJA S/ 85 RT)

